

Maths - Year 2

Measurement 4: Introducing metres

Key Vocabulary

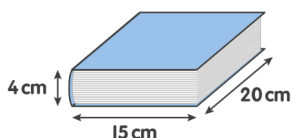
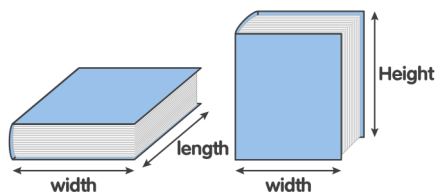
Length	The measurement from one end to the other.
Width	The measurement from one side to another.
Height	The measurement from top to bottom.
Depth	The measurement from front to back.
Comparative language	Longer, longest, shorter, shortest, deeper, deepest, thicker, thickest.
Dimension	The measurements of a shape or object.
Graph	A way of recording data.
Centimetre (cm)	A unit of measure.
Align	Place things accurately to support measurement e.g. from the same starting point.

Mathematical Skills

- Choose an appropriate instrument for measuring length.
- Choose appropriately whether to measure length in centimetres or metres.
- Recognise the main factors affecting accuracy of measurements of lengths, e.g. whether measurement is in a straight line. Check accuracy by, e.g. repeating measurements.
- Construct a table and use it to record data independently.
- Read, interpret and compare data presented in a table.

Mathematical Methods

- Comparing length, width and height.




Book	Length	Width	Thickness
A	20 cm	15 cm	4 cm
B			
C			

- Estimating, comparing and measuring lengths in centimetres.

Book	Height		Height of book compared to height of shelf space	Will the book fit on the shelf?
	Estimated	Measured		
A	15 cm	17 cm	$17\text{ cm} < 20\text{ cm}$	Yes
B	30 cm	26 cm	$26\text{ cm} > 20\text{ cm}$	No
C	25 cm	20 cm	$20\text{ cm} = 20\text{ cm}$	No

- Introducing metres.



- Measuring in metres and centimetres.



Name	Measured height
Joe	1 m 30 cm
Sreya	98 cm
Sam	1 m 16 cm

Can you..?

- I want to find out how big the room is. Can you tell me which dimensions I should measure?
- What measuring equipment would you use to measure the thickness of the door? What measuring equipment would you use to measure the width of the door? Can you explain your choices and then try measuring it?
- What measuring equipment would you use to measure the distance a toy car can travel with one push? Can you explain your choice and then try measuring it?