

## Maths - Year 3

### Calculating 13: Using apparatus and imagery to introduce the written column method for addition

#### Key Vocabulary

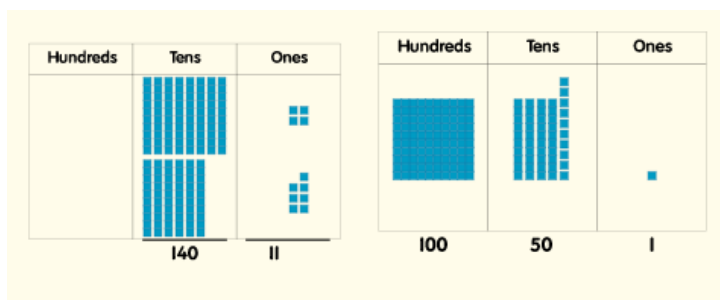
Combine	Join or group numbers of items.
Carry	Transferring a digit from one place value column to another e.g. from the ones to the tens.
Partitioning	Splitting a number in different ways e.g. $27 = 20$ tens and 7 ones, $20 + 7$ .
Column method for adding	Written method for adding in which numbers are written in columns according to their value.

#### Mathematical Skills

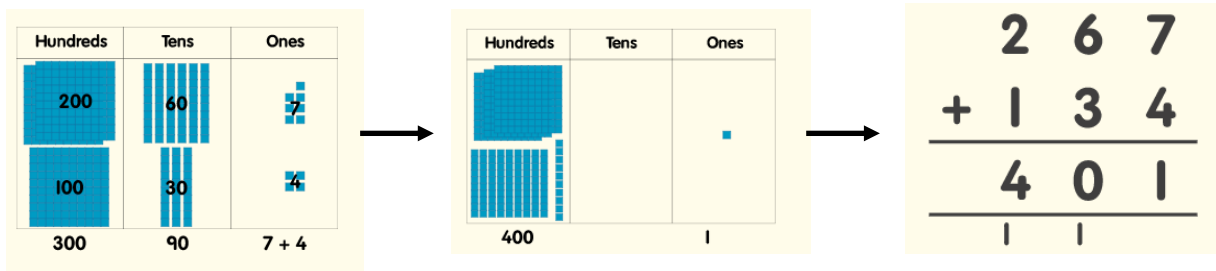
- Use apparatus to partition when adding 2 and 3 digit numbers, and regroup the numbers to find the total.
- Transfer practical methods to a written method of recording in columns.
- Use rounding to make a sensible estimate before calculating.

#### Mathematical Methods

- Adding by grouping and regrouping with tens and ones e.g.  $140 + 11$ .

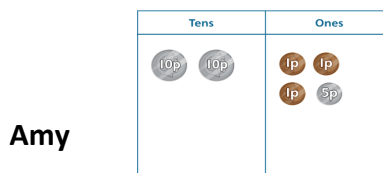
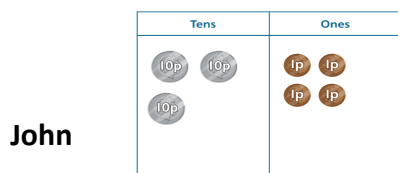


- Adding hundreds, tens and ones with carrying e.g.  $267 + 134 = 401$



#### Can you..?

- How much money do John and Amy have altogether?



- Calculate a)  $56 + 48$ , b)  $132 + 58$ , c)  $258 + 379$

- Fill in the missing numbers

$$\begin{array}{r}
 15 \blacksquare \\
 + 4 \blacksquare 2 \\
 \hline
 616
 \end{array}$$